

Phone Manager Application Support

JANUARY 2015

DOCUMENT RELEASE 4.2

APPLICATION SUPPORT



NOTICE

The information contained in this document is believed to be accurate in all respects but is not warranted by Mitel Networks™ Corporation (MITEL®). The information is subject to change without notice and should not be construed in any way as a commitment by Mitel or any of its affiliates or subsidiaries. Mitel and its affiliates and subsidiaries assume no responsibility for any errors or omissions in this document. Revisions of this document or new editions of it may be issued to incorporate such changes.

No part of this document can be reproduced or transmitted in any form or by any means - electronic or mechanical - for any purpose without written permission from Mitel Networks Corporation.

TRADEMARKS

Mitel and MiTAI are trademarks of Mitel Networks Corporation.

Windows and Microsoft are trademarks of Microsoft Corporation.

Other product names mentioned in this document may be trademarks of their respective companies and are hereby acknowledged.

Mitel Phone Manager
Release 4.2 - January, 2015


®, ™ Trademark of Mitel Networks Corporation
© Copyright 2015 Mitel Networks Corporation All rights reserved

TigerPaw

Overview

This describes the features that are available when integrating with TigerPaw.

Supported Versions

Version	Supported
14.1.20	

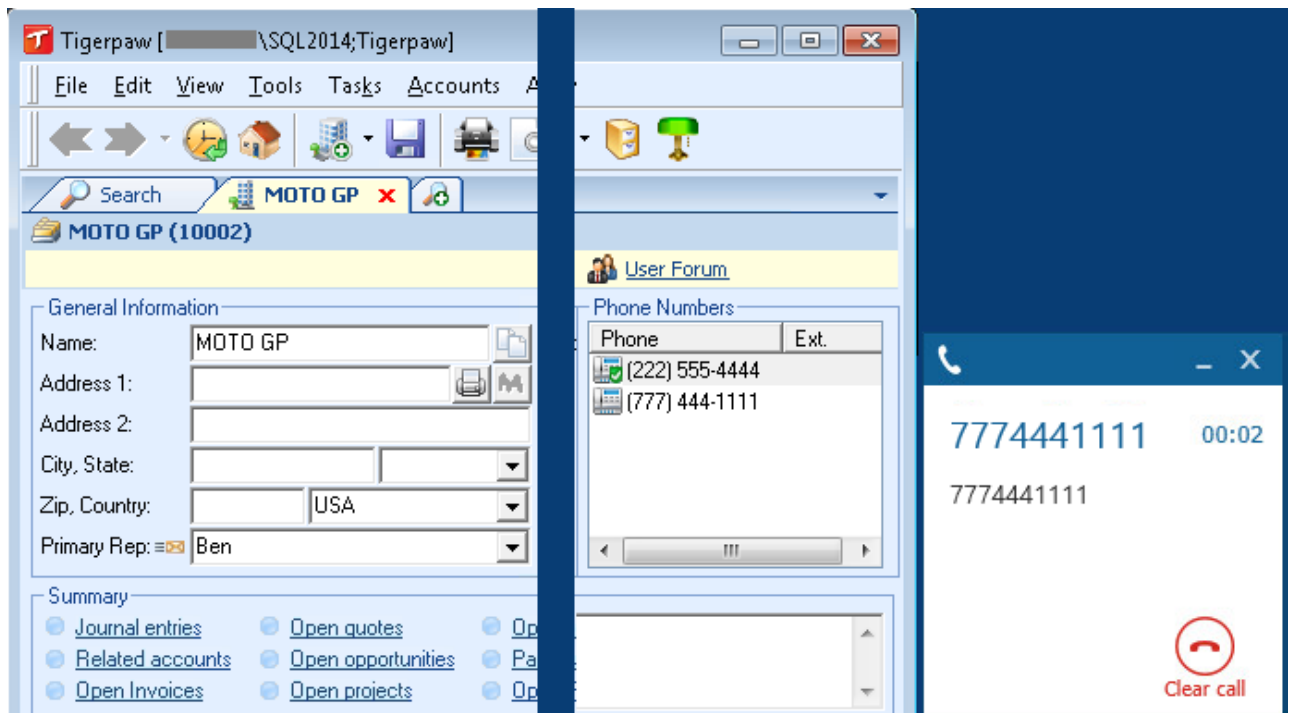
Features

Integration with TigerPaw supports the features listed below:

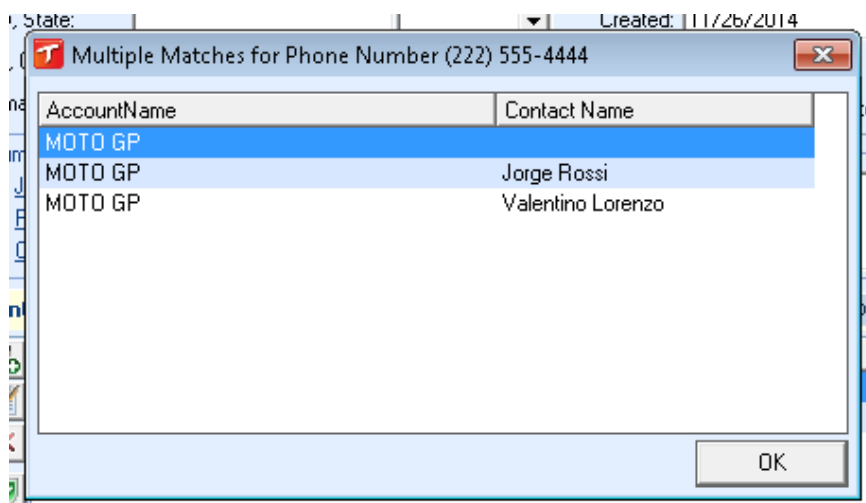
- [Screen pop for accounts](#)
- [Automatic call history entry](#)
- [Calendar & DND synchronization](#)

Screen pop

Account records can be screen popped directly within TigerPaw when an incoming call is received using the caller id or from an outgoing call using the dialed number. The telephone number is then used to find any matching *Accounts* or *Contacts* that have this number. For example an inbound call is received from 7774441111 as shown on the toaster. The plugin performs a search to find any records that have this telephone number. A matching *Contact* entity was found and the associated *Account* record was automatically displayed within TigerPaw.



If multiple matches are found then the *Multiple Matches* window is shown and enables the User to select the correct record to be displayed. For example a call is made to 222555444 and this has found three matching records, an *Account*, and 2 *Contacts* that have this telephone number.



The correct record can then be highlighted and then clicking on the *Display* button will open this associated *Account* record.

Even though the telephone numbers for a *Contact* record can be searched for only their associated *Account* can be screen popped.

Automatic call history entry

The plugin supports the ability to be able to automatically create and display a TigerPaw Phone Call Task. The *Account* to associate this with is found using the caller id received or the number dialed.

If there are multiple *Accounts* and/or *Contacts* with the same telephone number then the first *Account* retrieved will be associated with the task.

The Activity record is automatically created with the information relating to the call entered into the relevant fields.

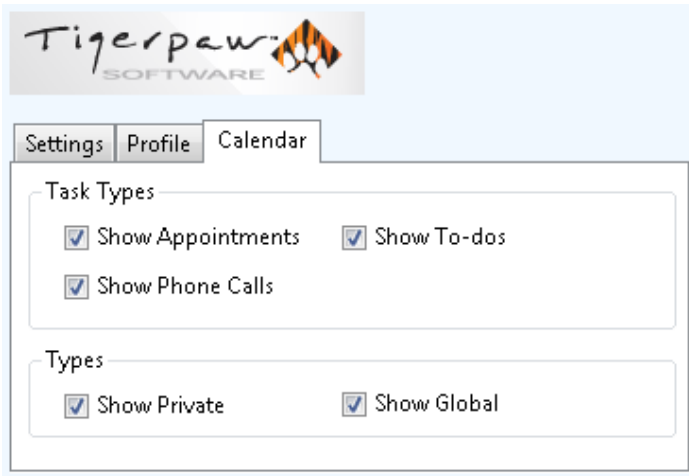
Phone number	For inbound calls this is the caller ID and for outbound calls this is the dialed number.
DDI/DID	For external inbound calls only, the DDI/DID number that the call came in on.
DDI/DID Name	For external inbound calls only, the DNIS of the DDI/DID that the call came in on.
Direction	The direction of the call.
Account Code	The account codes that was set on the call.
Trunk	For external calls the outside network trunk number that the call was made or received on.
Transferring Extension	The device that the call was transferred from.
Duration	The duration of the call. The call event trigger must have been set to Call End as they are not known until the call is cleared.
Call Recording	If integrating with a call recorder then this can contain a URL link to the call recording (this is not a clickable hyperlink but can be copied and pasted into a browser). The call event trigger must have been set to at least Call Answered as the call recorder will only create the recording id when the call has been answered.

Calendar & DND synchronization

The calendar within TigerPaw can be synchronized with the DND status of the extension of the User. For example when there is an appointment in the calendar and this is due the extension can be automatically placed into DND with the DND text set to the subject of the appointment. When the appointment ends, the extension will be automatically removed from DND.

Calendar

The type of *Tasks* that can be included in the synchronization can be configured on the *Calendar* tab.



Show Appointments: This enables *Appointment* task to be included in the synchronization.

Show To-dos: This enables *To-do* tasks to be included in the synchronization.

Show Phone Calls: This enables *Phone Calls* tasks to be included in the synchronization.

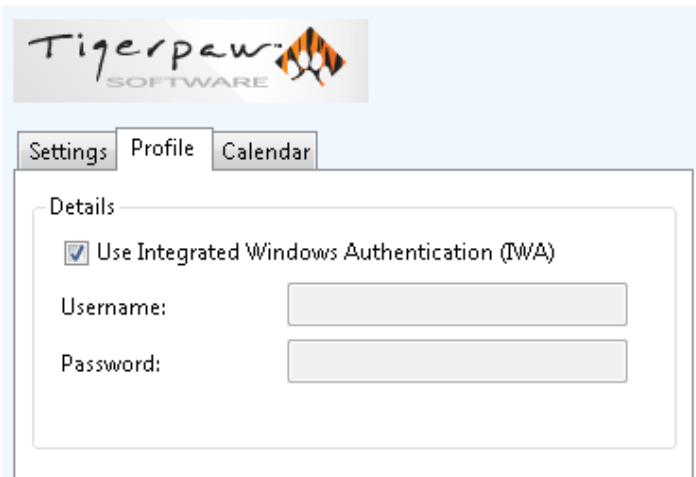
Show Private: This enables *Private* tasks to be included in the synchronization.

Show Global: This enables *Global* tasks to be included in the synchronization.

Configuration

Profile

The database authentication details used to connect to the TigerPaw database are configured on the *Profile* tab.



Select **Use Integrated Windows Authentication (IWA)** to use the login details of the current user, or enter the **Username** and **Password** details into the relevant fields.