

MITEL NETWORKS

5001 IP Phone



Telephone Status Indicators

Situation:	The light indicator (LED) is:
When line is idle	Off
When line is ringing	Flashing rapidly
Message(s) waiting/Voicemail	Flashing slowly

Making a Call

- Lift the handset.
- Dial the number.

Receiving a Call

- Lift the handset.



Placing and retrieving a call on hold

- To place a call on hold, press HOLD and replace the handset in the cradle.
- To retrieve the call, lift the handset and press the HOLD key again.

Adjusting Volume Levels



Ringer Control

To adjust the Ringer Volume while the set is ringing:

- Press  to increase the volume.
- Press  to decrease the volume.

Handset Receiver Volume Control

To adjust the Handset Receiver Volume when you are using the handset:

- Press  to increase the volume.
- Press  to decrease the volume.

Redialing the last number you called

- Lift the handset.
- Press REDIAL twice.

Responding to a message indication

If your Message Waiting indicator is flashing,

- Press MESSAGE.

Your voicemail system or the last person to call you (who left the message) is automatically called.

* For more features and detailed user instructions refer to the Extension User Guide on the CD-ROM supplied with your system. Contact your Administrator for details of how to access this document.

 **MITEL** | it's about **YOU**